

## GREY ACETAL 'PI' & BLACK ACETAL 'PM' FITTINGS

For liquids and inert gases. Grey Acetal Fittings 'PI' are Imperial. Black Acetal Fittings 'PM' are metric.



## WHITE ACETAL 'CI' FITTINGS

Purified water and other potable liquids. 'CI' are imperial sizing.



## SUPERSEAL 'SI'

For use with stainless steel tube. 'SI' fittings are imperial sizing.




## POLYPROPYLENE 'PP' & 'PPM' FITTINGS

For purified water and a wide range of applications. Polypropylene 'PP' Fittings are Imperial. Polypropylene 'PPM' Fittings are Metric.




## TWIST & LOCK RANGE

A push-to-connect solution for general plumbing. Twist & Lock Fittings are metric and are available in multiple sizes (12mm pipe and fittings are WaterMarked).



## JG TWIST & LOCK ACCESSORIES

Accessories for Twist & Lock Fittings.




## BEVERAGE DISPENSE FITTINGS

For fittings where pressure is involved, such as carbonated drinks or beer lines.



## LLDPE - LINEAR LOW DENSITY POLYETHYLENE

Available in imperial sizes (1/4" - 1/2") and metric sizes (4mm-15mm)




## SHUT OFF VALVES

White Polypropylene (PP) and Acetal for potable water, Grey Acetal for liquids and inert gases.



## METRIC TO IMPERIAL ADAPTORS

Converts metric sizes to inch and inch sizes to metric.



## CONTROL VALVES

Valves to suit both metric and imperial pipe.



## COMPRESSED AIR SYSTEM

A push-to-connect solution for general airline.



## ACCESSORIES

Fitting, Valve and LLDPE Tube Accessories

